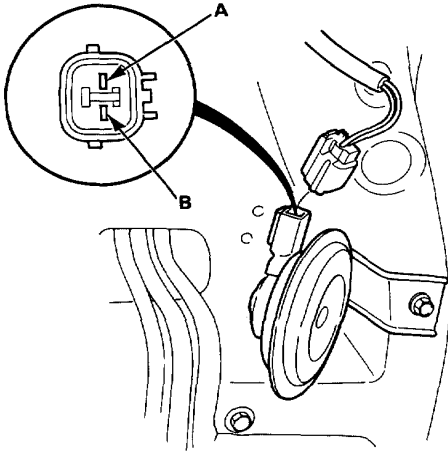


Horns



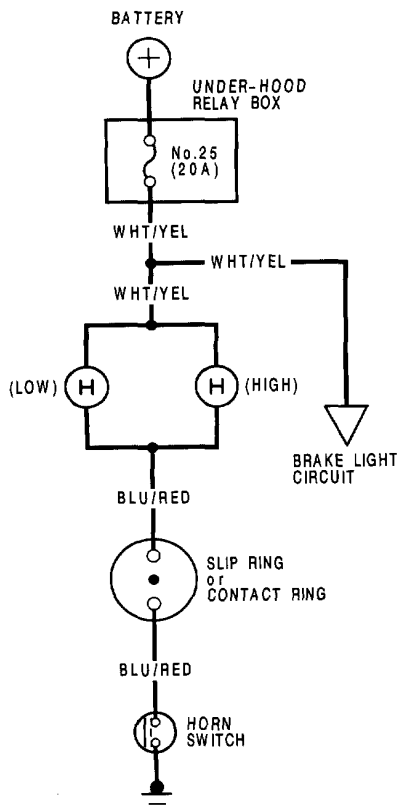
Test

1. Remove the front bumper.
2. Disconnect the 2-P connector from the horn.
3. Test the horn by connecting battery voltage to the A and B terminals. The horn should sound.
4. If the horn fails to sound, replace it.



Horn Circuit:

- Slip Ring Test, see page 16-262.

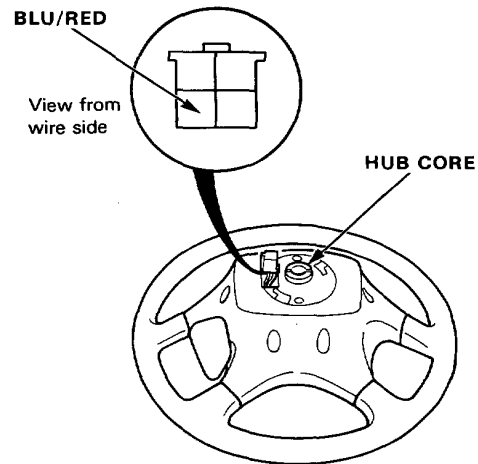


Switch Test

1. Remove the steering wheel, then turn it over.
2. Check for continuity between the hub core and the contact ring, or the hub core and the BLU/RED lead for cars equipped with cruise control, according to the table.

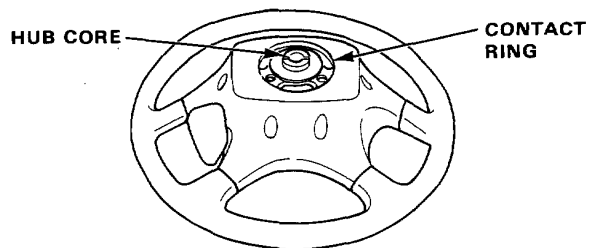
With Cruise Control:

Terminal Position	HUB CORE	BLU/RED
PRESS		
FREE		



Without Cruise Control:

Terminal Position	HUB CORE	CONTACT RING
PRESS		
FREE		



3. If OK, reinstall the steering wheel, then test the combination switch.